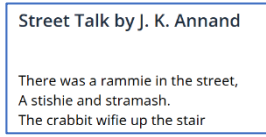

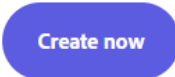
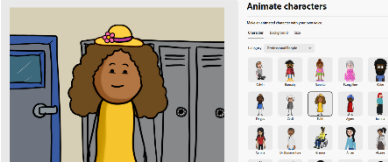
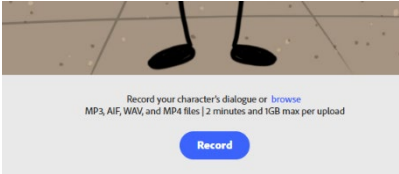



Animate your Scots with Adobe Express

Why not share Scots using animation? It's easy to animate characters and record audio using [Adobe Express](#), which is available to pupils and staff in Scottish schools via [Glow](#).

Alternatively, anyone can sign up for a [free Adobe Creative Cloud account](#).

Step 1	Create your original Scots monologue, or choose a Scots sang or poem from the Scots Language Centre or the Scottish poetry library .	 <p>Street Talk by J. K. Annand</p> <p>There was a rammie in the street, A stishie and stramash. The crabbit wife up the stair</p>
Step 2	Navigate to adobe.com/express/create/animation	
Step 3	Select 'Create now'.	
Step 4	After you have logged into Adobe Express, a menu will appear allowing you to select your character, background and desired video size.	
Step 5	Select 'Record' (you may need to select an option which allows Adobe to access your device's microphone).	
Step 9	Download the video, or open in Adobe Express to add subtitles.	

Find more Scots learning activities at www.scotslanguage.com/learning

Find out more about using Adobe Express in education at glowconnect.org.uk/category/adobe-express-for-education/